

Menu



Coronavirus Disease 2019 (COVID-19)

Updated February 14, 2021

Mississippi COVID-19 Hotline (7 days a week, 7 a.m.–7 p.m.): **877-978-6453**

General Information

- ▶ [COVID-19 vaccinations and Mississippi vaccination summary](#)
- ▶ [COVID-19 overview, questions and answers, and other resources](#)
- ▶ [COVID-19 and You: Video Q & A with State Health Officer Dr. Thomas Dobbs](#)
- ▶ [ASL, Spanish and Vietnamese materials](#)

Healthcare Professionals

Guidance and more →

- ▶ [Healthcare guidance](#)
- ▶ [Electronic reporting](#)
- ▶ [Vaccine providers](#)
- ▶ [Specimens](#)
- ▶ [Lab dropoff](#)
- ▶ [Facilities guidance](#)
- ▶ [MS-HAN Alerts](#)

[ALL HEALTHCARE](#)

Current Cases and Statistics

County and state data →

- ▶ [Today's update](#)
- ▶ [State data and reports](#)
- ▶ [County data](#)
- ▶ [Charts and maps](#)
- ▶ [Hospitalizations](#)
- ▶ [Lab testing](#)
- ▶ [Recoveries](#)

ALL STATISTICS

Prevention, Testing and Guidance

Personal and community →

- ▶ [Getting tested](#)
- ▶ [Personal protection](#)
- ▶ [Gatherings and events](#)
- ▶ [Business and community](#)
- ▶ [School guidelines](#)
- ▶ [State agencies](#)
- ▶ [Vaccinations](#)

ALL GUIDANCE

Home isolation is mandatory if you have tested positive for COVID-19 by [order of the State Health Officer](#). (If you are awaiting results of routine testing *not* related to exposure, you may [return to work](#) and follow the safety guidance of your employer.)

Quarantine is mandatory for household members of someone who has COVID-19. Home quarantine permits working under certain circumstances.

[More about isolation and quarantine »](#)

COVID-19 in Mississippi

New Cases and Deaths as of February 13

NEW CASES

1,093

New COVID-19 positive test results reported to MSDH as of 3 p.m. yesterday.

TOTAL MISSISSIPPI CASES

287,436

▶ [Totals by county](#)

NEW DEATHS

2

New COVID-19 related deaths reported to MSDH as of 3 p.m. yesterday.

Both deaths occurred on February 12 in the counties below.

▶ [County list](#)

TOTAL MISSISSIPPI DEATHS

6,462

▶ [Totals by county](#)

LTC OUTBREAKS

113

Current outbreaks in long-term care (LTC) facilities only. (See [LTC facility outbreak definition](#).)

▶ [Cases by county](#)

About our case counts: We currently update our case totals each day based on test results from the previous day. Outside laboratories also report positive test results to us, which are included in our totals. Multiple positive tests for the same individual are counted only once. County case numbers and deaths may change as investigation finds new or additional information.

Statewide COVID-19 Data and Reports

- ▶ [K-12 School Reports](#)
Weekly COVID-19 cases, outbreaks and exposure reported by Mississippi schools
- ▶ [Long-Term Care Facility and Residential Care Facility COVID-19 Reports](#)
Data reported directly to MSDH by the facility; cases and deaths in these reports may not yet be included in our totals of lab-reported cases.
- ▶ [Ongoing Outbreaks in Nursing Homes](#)
A wide variety of data from the Centers for Medicare and Medicaid (CMS)
- ▶ [Deaths from COVID-19 and Other Causes](#) PDF
Provisional counts by week of deaths from COVID-19, pneumonia/influenza, and heart disease
- ▶ [Laboratory Testing](#)
Number and type of COVID-19 tests performed
- ▶ [Mississippi COVID-19 Vaccination Report](#) PDF
Vaccinations distributed and administered as reported to MSDH by vaccination providers
- ▶ [Statewide data charts](#)

County COVID-19 Data

Race and Ethnicity

- ▶ [Total COVID-19 cases and deaths by county, race and ethnicity](#) PDF
Current and past data tables, updated daily

Data Snapshots for Individual Counties

- ▶ [Weekly COVID-19 snapshots for each Mississippi county](#)

High Cases and Incidence

- ▶ [Map of Mississippi counties by 7-day incidence](#)
- ▶ [Table of counties ranked by weekly cases and incidence](#)

Cumulative Cases and Deaths by County

Totals of all reported COVID-19 cases, including those in long-term care (LTC) facilities.

The numbers in this table are provisional. County case numbers and deaths may change as investigation finds new or additional information. The data provided below is the most current available.

Long-term care cases and death totals will resume on Tuesday.

County	Total Cases	Total Deaths
Adams	2291	74
Alcorn	2882	59
Amite	1092	32
Attala	2050	69
Benton	915	24
Bolivar	4505	116
Calhoun	1542	26
Carroll	1153	23
Chickasaw	1993	50
Choctaw	690	15
Claiborne	972	29
Clarke	1648	69
Clay	1763	46
Coahoma	2700	65
Copiah	2711	56
Total	287,436	6,462

County	Total Cases	Total Deaths
Covington	2411	75
De Soto	19176	226
Forrest	6846	134
Franklin	745	19
George	2257	44
Greene	1234	32
Grenada	2419	74
Hancock	3315	72
Harrison	16082	258
Hinds	18438	377
Holmes	1795	69
Humphreys	898	26
Issaquena	167	6
Itawamba	2869	71
Jackson	12179	213
Jasper	2054	41
Jefferson	607	26
Jefferson Davis	982	31
Jones	7675	139
Kemper	880	22
Lafayette	5642	110
Lamar	5619	74
Lauderdale	6645	219
Lawrence	1171	19
Leake	2494	69
Lee	9568	158
Leflore	3311	117
Lincoln	3385	99
Lowndes	5930	137
Madison	9295	189
Marion	2466	77
Marshall	3909	90
Monroe	3946	123
Total	287,436	6,462

County	Total Cases	Total Deaths
Montgomery	1185	37
Neshoba	3696	165
Newton	2173	51
Noxubee	1212	29
Oktibbeha	4352	90
Panola	4196	89
Pearl River	3958	123
Perry	1145	33
Pike	2943	90
Pontotoc	4027	66
Prentiss	2663	58
Quitman	760	14
Rankin	12384	253
Scott	2877	66
Sharkey	487	17
Simpson	2616	78
Smith	1476	28
Stone	1677	28
Sunflower	3128	84
Tallahatchie	1676	39
Tate	2954	70
Tippah	2701	64
Tishomingo	2088	64
Tunica	963	23
Union	3864	72
Walthall	1227	39
Warren	4055	113 *
Washington	5113	126
Wayne	2449	40
Webster	1062	28
Wilkinson	617	26
Winston	2186	74
Yalobusha	1406	36
Total	287,436	6,462

County	Total Cases	Total Deaths
Yazoo	2803	60
Total	287,436	6,462

* **Note:** A previously reported death in Warren County was counted twice, and has been corrected.

Case Classifications

Mississippi investigates and reports both probable and confirmed cases and deaths according to the [CSTE case definition](#).

	Confirmed	Probable	Total
Cases	179,575	107,861	287,436
Deaths	4,569	1,893	6,462

Confirmed cases and deaths are generally determined by positive PCR tests, which detect the presence of ongoing coronavirus infection.

Probable cases are those who test positive by other testing methods such as antibody or antigen, and have recent symptoms consistent with COVID-19, indicating a recent infection.

Probable deaths are those individuals with a designation of COVID-19 as a cause of death on the death certificate, but where no confirmatory testing was performed.

Mississippi COVID-19 Data Charts and Maps

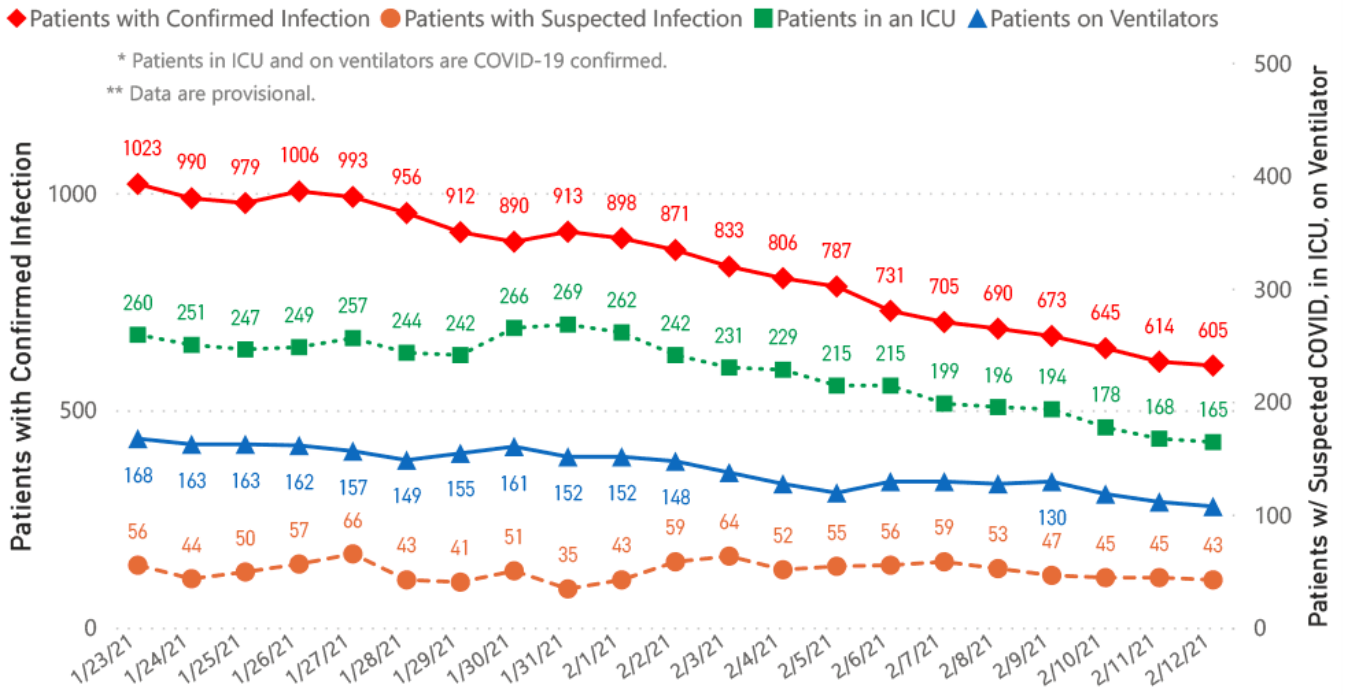
Detailed charts of COVID-19 cases, deaths and hospitalizations will resume on Tuesday.

All data reports below are updated as they become available.

Hospitalizations and Bed Availability

▶ [View interactive hospitalization charts](#)

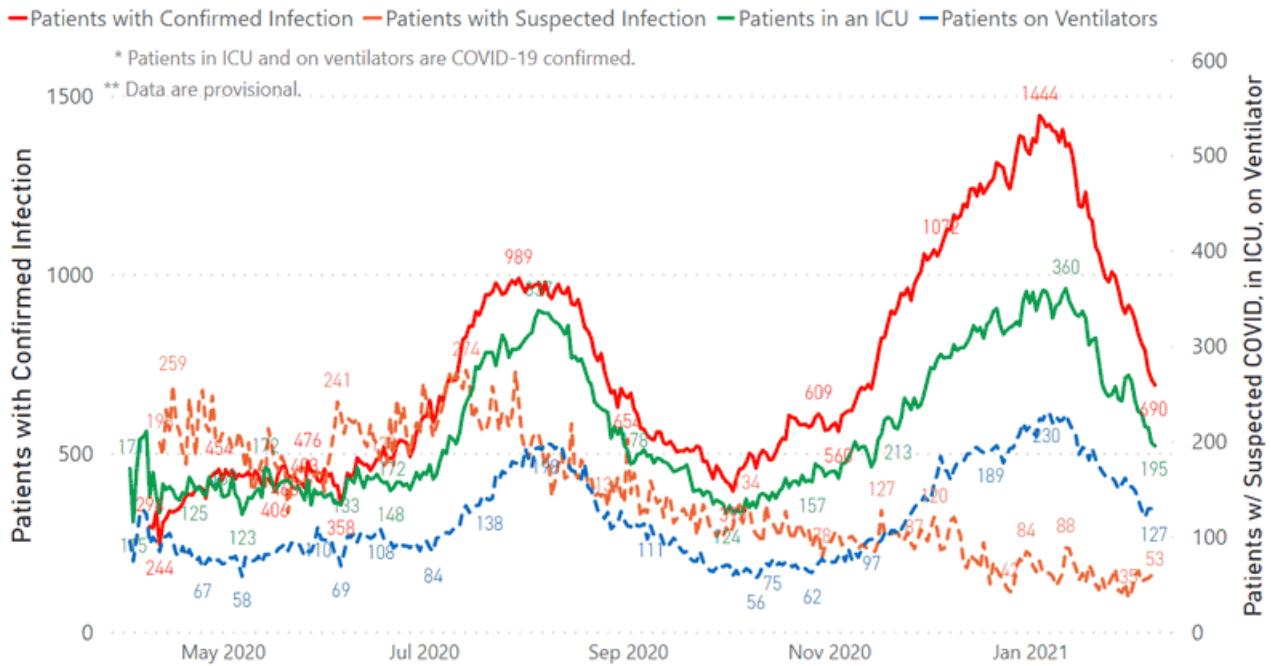
COVID-19 Hospitalizations Reported by MS Hospitals, 1/23/21-2/12/21 **, **



Hospitalization and ICU Use to Date

Updated weekly

COVID-19 Hospitalizations Trends, Reported by MS Hospitals as of 2/8/21 **, **



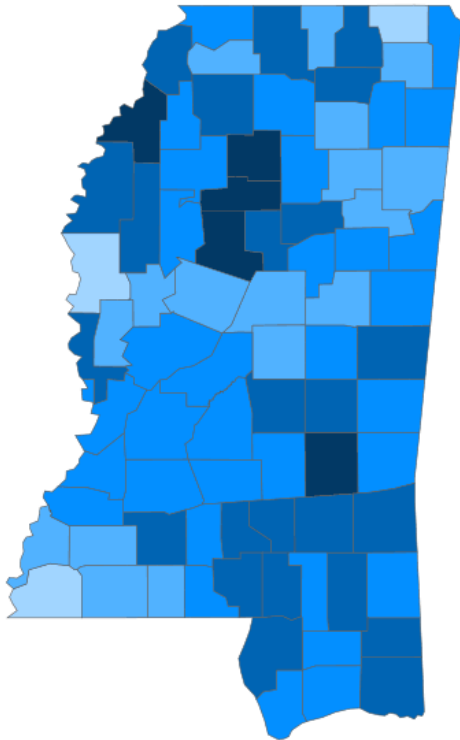
Daily Case Maps

▶ [View all interactive maps](#)

Recent COVID-19 Activity

The chart below shows counties according to COVID-19 incidence (cases by population) over the last 7 days. Also see [weekly county incidence tables](#)

Mississippi COVID-19 Cases Incidence Rate * as of February 12, 2021



● <10.0 ● 10.0 to 20.0 ● 20.0 to 30.0 ● 30.0 to 40.0 ● >40.0

* Based on average daily new cases of past 7 days per 100,000 population.

7 Day Average
New Cases

795.0

Cumulative Cases

286,343

7 Day Average
Incidence Rate *

26.3

2019 Estimated Population

2,976,148

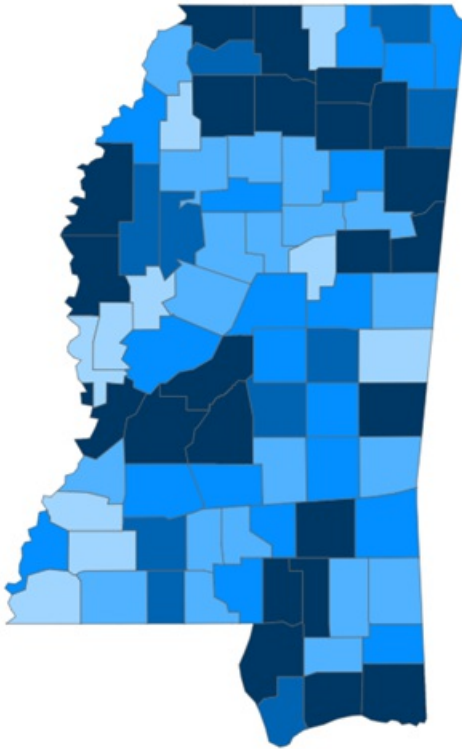
County	Incidence Rate	New Cases (7-Day Avg)	2019 Est. Population	Mask Mandate Status	Mask Mandate Started	Mask Mandate Ended
Grenada	53.0	11.0	20,758	None		
Carroll	48.8	4.9	9,947	Active	10/26/20	
Jasper	43.6	7.1	16,383	None		
Yalobusha	42.5	5.1	12,108	Active	11/10/20	
Coahoma	40.0	8.9	22,124	None		
Jackson	39.4	56.6	143,617	Active	10/19/20	
Marshall	38.9	13.7	35,294	Active	10/26/20	
Lamar	37.9	24.0	63,343	Active	10/19/20	
Jones	37.6	25.6	68,098	Active	11/24/20	
Webster	36.9	3.6	9,689	None		

Cumulative COVID-19 Cases

Total cases and deaths by county since the start of the pandemic. Also see [weekly estimate of recoveries](#)

Mississippi COVID-19
Cases and Deaths by Race with Ethnicity
as of 3 pm CT, February 12, 2021

Total Cases
286,343



● 1 to 950 ● 951 to 1900 ● 1901 to 2850 ● 2851 to 3800 ● >3800

	American Indian or Alaska Native	Asian	Black	White	Other	Unknown
Non Hispanic	1,146	1,026	77,414	109,074	2,827	2,355
Hispanic	56	33	388	1,843	3,297	650
Unknown Ethnicity	993	325	17,231	26,069	6,980	34,636

Total Deaths
6,461

	American Indian or Alaska Native	Asian	Black	White	Other	Unknown
Non Hispanic	83	10	2,203	2,947	38	15
Hispanic	1	0	7	28	18	2
Unknown Ethnicity	25	7	342	529	60	146

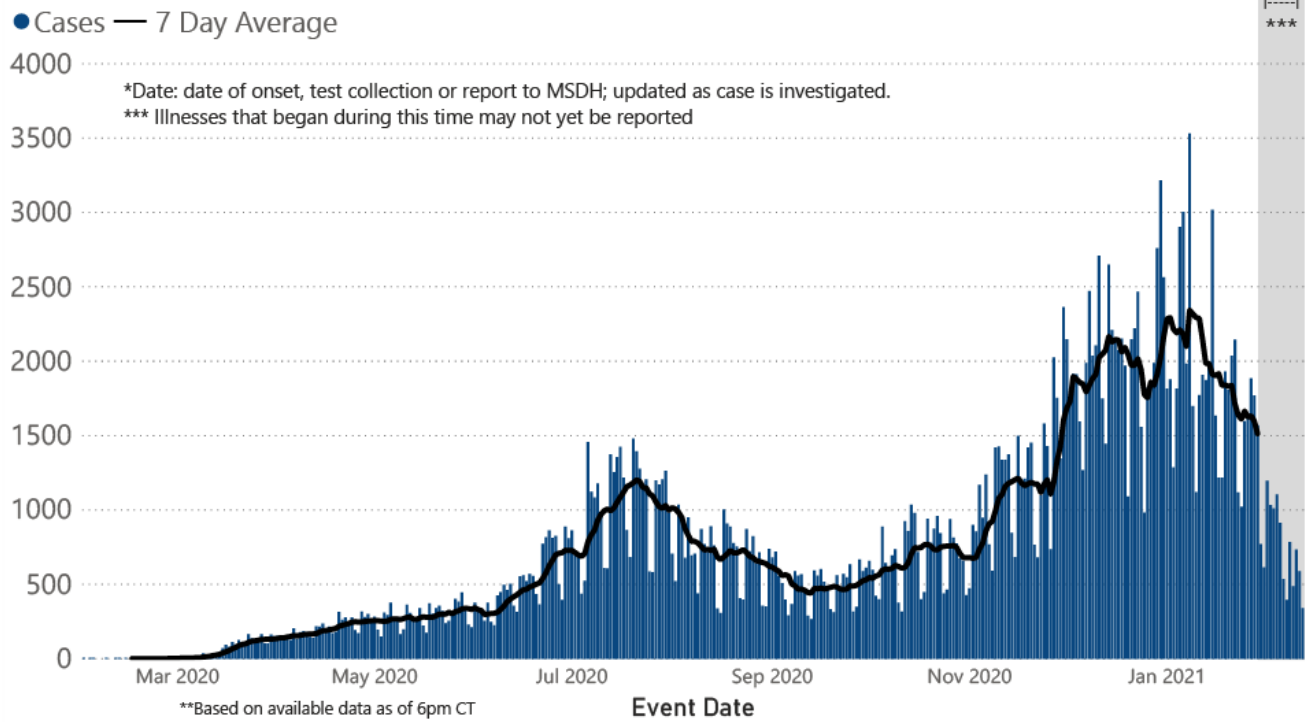
Daily Statewide Data Charts

Our state case map and other data charts are also available in interactive form.

▶ [View interactive epidemiological and surveillance charts](#)

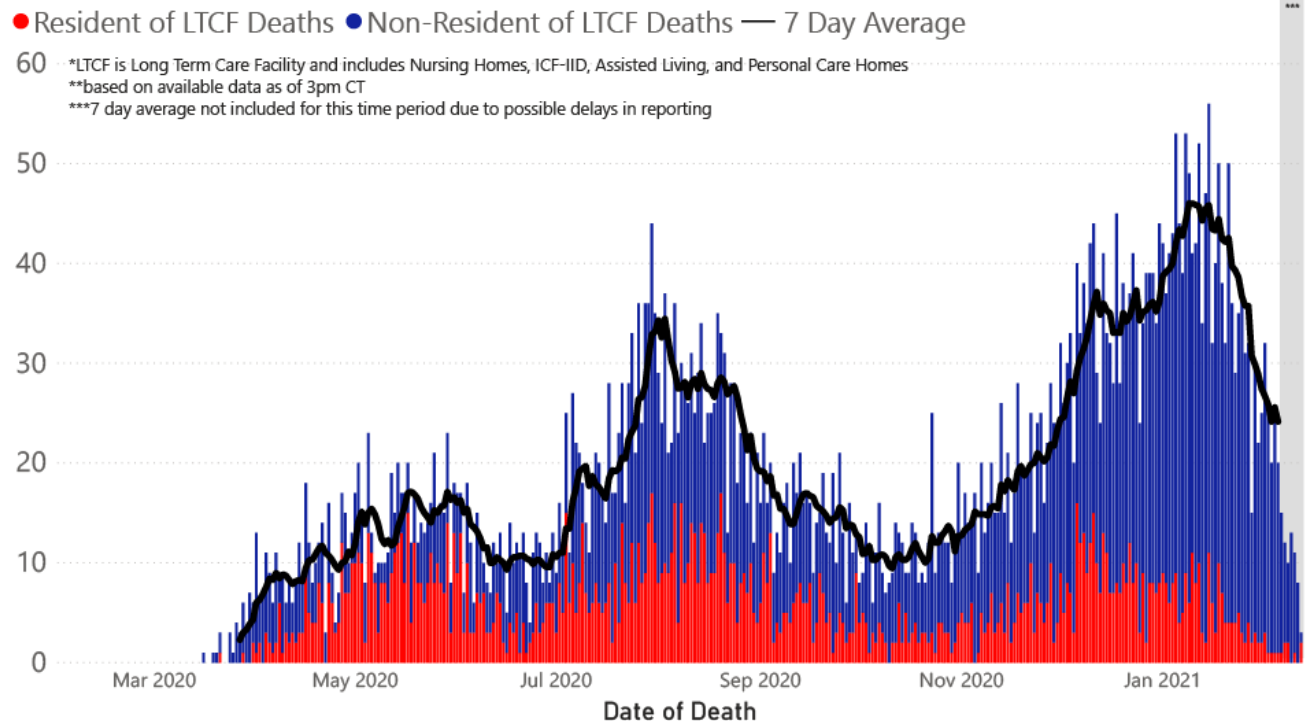
The charts below are based on available data at the time of publication. Charts do **not** include cases where insufficient details of the case are known.

COVID-19 Cases by Date* through February 12, 2021**, Mississippi



Note: Values up to two weeks in the past on the chart of Cases by Date above can change as we update it with new information from disease investigation.

COVID-19 LTCF* and Non-LTCF Deaths by Date of Death through February 12, 2021**, Mississippi



Weekly Statewide Data Charts

Includes:

- Cases, deaths and hospitalizations, analyzed by age, race/ethnicity, gender and other factors

- MIS-C cases and deaths
- Counties with high COVID-19 cases and incidence
- Syndromic surveillance

▶ [All weekly charts](#)

Estimated Recoveries

Presumed COVID-19 cases recovered, estimated weekly (does not include cases still under investigation).

COVID-19 Presumed Recovered Cases through February 8, 2021, Mississippi

253,140
Presumed Recovered*

*Reflects Provisional Estimates. Presumed Recovered if:

- 1) It has been 14 days or more since the case tested positive, if they were not hospitalized
- 2) It has been 21 days or more since the case tested positive, if they were hospitalized or hospitalization was unknown.

All deaths excluded. Presumed recovered counts will be updated weekly.

U.S. and World Cases

- ▶ [COVID-19 cases in the United States \(CDC\)](#)
- ▶ [U.S. COVID-19 Tracker \(CDC\)](#)
- ▶ [COVID-19 Global Case Map \(Johns Hopkins University\)](#)

COVID-19 Testing

Statewide Combined Testing as of February 7

COVID-19 testing providers around the state include commercial laboratories as well as hospital labs. Combined with testing done by the MSDH Public Health Laboratory, the figures provide a complete picture of all Mississippi testing. (Updated weekly)

PCR testing detects current, active COVID-19 infection in an individual.

Antibody (serology) testing identifies individuals with past COVID-19 infection based on antibodies they develop one to three weeks after infection.

Antigen testing is another way to identify current COVID-19 infection.

	Total tests	PCR	Antibody	Antigen
MSDH Public Health Laboratory	161,826	160,583	1,243	0
Other testing providers	2,134,683	1,377,511	76,195	680,977
Total tests for COVID-19 statewide	2,296,509	1,538,094	77,438	680,977

MSDH Individuals Tested as of February 13

MSDH Public Health Laboratory (MPHL) testing totals as of 3 p.m. These totals are for tests performed at the MPHL only.

- Total individuals tested by the MPHL: **104,977**
- Total positive individuals from MPHL tests: **13,192**

▶ [Getting tested for COVID-19](#)

Prevention and Guidance for Individuals and the Community

▶ [Preventive steps to take, recommendations, guidance and general information on COVID-19](#)

Get COVID-19 e-mail updates daily with our free newsletter:



Last reviewed on Mar 5,
2020

[error on this](#)

[email page](#)

[print](#)

Related resources

- ▶ [IT IS REAL: COVID-19 as Told by Survivors](#)
- ▶ [Free COVID-19 Testing and Local Testing Providers](#)
- ▶ [COVID-19 Guidance and Prevention for Individuals and the Community](#)
Updated December 22, 2020

More topics

- ▶ [\[Espanol, Tieng Viet, ASL \]](#)
- ▶ [County Data](#)
- ▶ [Diagnostic Testing EUA](#)
- ▶ [Handouts and Posters](#)
- ▶ [Healthcare Professionals](#)
- ▶ [Interactive Maps and Charts](#)
- ▶ [Prevention and Safety Guidance](#)
- ▶ [School Cases and Outbreaks](#)
- ▶ [Statewide COVID-19 Data](#)
- ▶ [Testing for COVID-19](#)
- ▶ [Vaccination Against COVID-19](#)

COVID-19 Vaccinations

Latest information

Questions and answers

Mississippi Vaccination Report

Now vaccination Mississippians with chronic health conditions, adults 65 and over, and healthcare workers.

[FULL INFORMATION](#)

AGENCY

[About Us](#)

[Administration](#)

[Board of Health](#)

[County Offices](#)

[Institutional Review](#)

[Jobs](#)

[Locations](#)

[Public Health Laboratory](#)

[RFPs/Grants](#)

[More »](#)

[Intranet](#)

[OHIT+ER Service Center](#)

[Webmail](#)

INFORMATION

[Apps](#)

[Calendar of Events](#)

[Contact Us](#)

[Meetings](#)

[Health Resources](#)

[Hotlines](#)

[Locations](#)

[News](#)

[Newsletter](#)

[Phone Numbers](#)

[Español](#)

I NEED A ...

[Birth Certificate](#)

[Certificate of Need](#)

[Children's Health Insurance](#)

[Complaint Form](#)

Criminal History Check
Death Certificate
Divorce Record
Food Permit
Immunization Record
J-1 Visa
License Verification
Marriage Record
Professional License
Public Records Request
Wastewater Application

PUBLICATIONS

Annual Report
CON Weekly Reports
Health Facilities Directory
Mississippi Morbidity Reports
Public Health Report
State Health Plan
Strategic Plan
More »

Mississippi State Department of Health • 570 East Woodrow Wilson Dr • Jackson, MS 39216 • 866-HLTHY4U • Contact and information

